



Auxiliary Stands

Operating Instructions & Parts Manual

Model	Capacity
BH5710	1500 lb
BH5715	1500 lb



This is the safety alert symbol. It is used to alert you to potential personal injury hazards. Obey all safety messages that follow this symbol to avoid possible injury or death.

ADVERTENCIA




- Leer, comprender, y seguir las instrucciones antes de utilizar el aparato.
- El manual de instrucciones y la información de seguridad deben estar comunicado en lengua del operador antes del uso.
- No seguir estas indicaciones puede causar daños personales o materiales.

WARNING

To avoid **crushing and related injuries**:



DO NOT use to support or stabilize vehicle. Use **ONLY** under a properly secured automotive lift.

-  **WARNING:** Cancer and Reproductive Harm.
-  **AVERTISSEMENT:** Cancer et dommages au système reproducteur.
-  **ADVERTENCIA:** Cáncer y daño reproductivo.

www.P65Warnings.ca.gov

SFA Companies
10939 N. Pomona Ave. Kansas City, MO 64153
sales@blackhawk-automotive.com

Read this manual and follow all the Safety Rules and Operating Instructions before using this product.

Made in PRC
BH5710-M0_082018

SAFETY and GENERAL INFORMATION

Save these instructions. For your safety *read, understand, and follow* the information provided with and on this stand before using. The owner and operator of this equipment shall have an understanding of the stand and safe operating procedures before attempting to use. The owner and operator shall be aware that use of this product may require special skills and knowledge. Instructions and safety information shall be conveyed in the operator's native language before use of these jack stands is authorized. If any doubt exists as to the safe and proper use of these jack stands, remove from service immediately.

Inspect before each use. Do not use if broken, bent, cracked, or damaged parts (including labels) are noted. Any stand that appears damaged in any way, operates abnormally or is missing parts, shall be removed from service immediately. If you suspect that the stand was subjected to a shock load (a load dropped suddenly, unexpectedly upon it), immediately discontinue use until the stand has been checked by a factory authorized service center (contact distributor or manufacturer for list of authorized service centers). It is recommended that an annual inspection be done by qualified personnel. Labels and owner's manuals are available from manufacturer.

PRODUCT DESCRIPTION

Blackhawk Automotive Auxiliary Stands are designed as a means of partial support for, and the positioning of, vehicle components during their installation/ removal, but **not** for use in stabilizing or supporting vehicles. For use **ONLY** under a properly secured automotive lift.



NEVER use auxiliary stand to support a vehicle!

SPECIFICATIONS

Model	Capacity	Base Diameter	Min. Height	Max. Height	Saddle Size	Net Weight
BH5710	1500 lb.	12"	53 3/8"	78 7/8"	5 1/4" x 1 1/2"	29 lb.
BH5715						34 lb.

PREPARATION

Assembly

1. Make sure all parts are present (see Fig. 1 & 2). If any parts is missing or damage, do not attempt to assemble, install or operate the product. Contact Customer service.
2. Begin assembly by inserting smaller end of threaded rod (11) through the bottom of upright (4), allowing small end of threaded rod to project out of the top of upright.
3. Place bearing (5) over the threaded portion, then spin the adjusting handle (7) clockwise onto the threaded rod.
4. Saddle (9) can now be fastened by inserting the pin (8) through saddle & threaded rod (11).
5. a. For Model BH5710 (see Fig. 1):
Insert upright assembly onto the base (1) and secure with bolt & nut (2 & 3) provided.
- b. For Model BH5715 (see Fig. 2):
 - i) Insert upright assembly onto the base (1) with slot in upright facing foot pedal mount and secure using the larger pin, washer & c-clip (3, 14 & 15).
 - ii) Insert foot pedal (16) into slot on base (1) and secure with remaining pin, washer and c-clip (2, 12 & 13).

Before Use

1. Verify that the product and the application are compatible, if in doubt contact Customer Support (816)891-6390.
2. Before using this product, read the operator's manual completely and familiarize yourself thoroughly with the product, its components and recognize the hazards associated with its use.
3. To familiarize yourself with basic operation, turn the adjustable handle **Clockwise** to **raise** the saddle; **Counter-clockwise** to **lower** the saddle.
4. Inspect before each use. Do not use if there are bent, broken or cracked components. Replace worn or damaged parts with Blackhawk Automotive authorized replacement parts only.

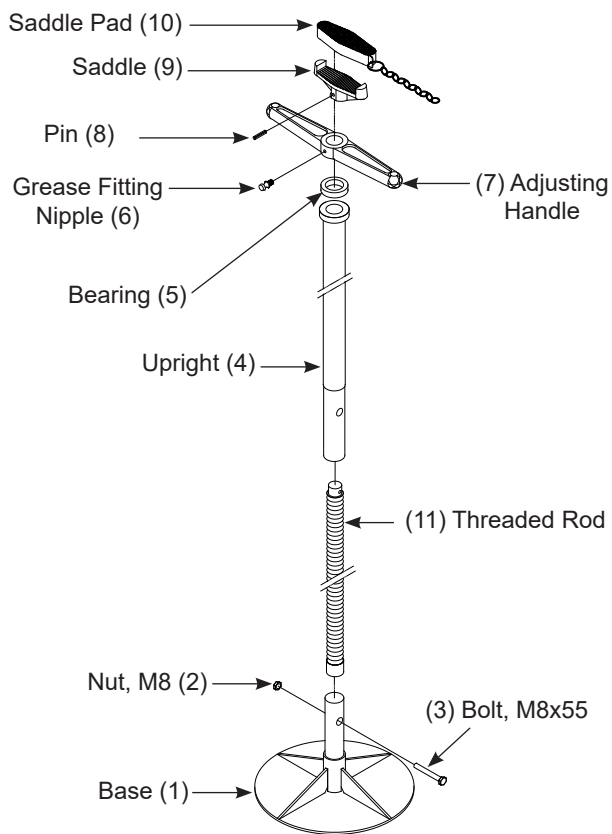


Figure 1 - BH5710 Nomenclature

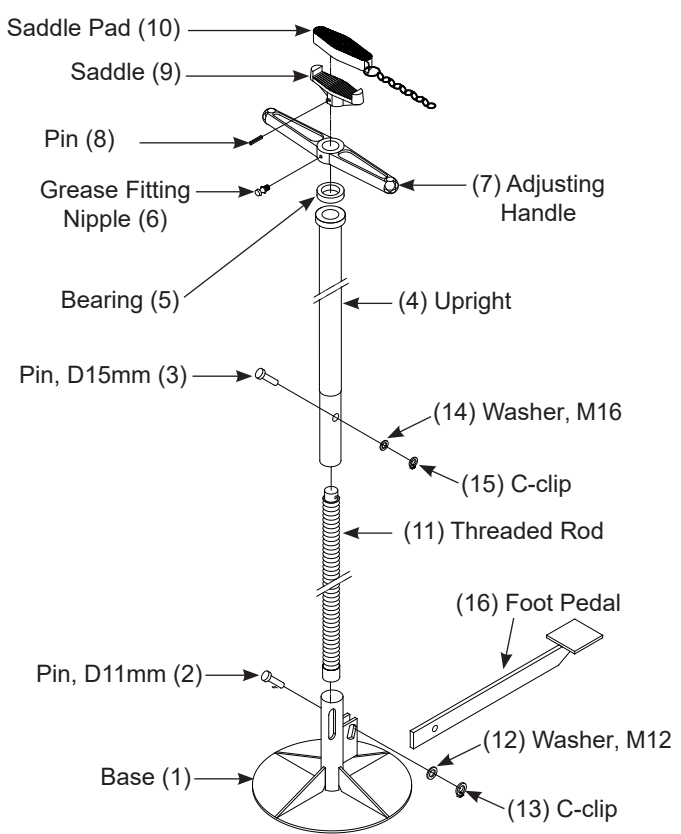


Figure 2 - BH5715 Nomenclature

⚠ WARNING

- **Study, understand, and follow** all printed materials provided with/on this product before use.
- **Do not** exceed rated capacity.
- Use only on hard, level surface.
- Center load on saddle.
- **Do not** use to support or stabilize vehicle. This stand is intended to provide partial support of vehicle components during removal and installation.
- Adequately **support** vehicle **before** starting repairs.
- Use **ONLY** under a properly secured automotive lift.
- Do not use adapters or accessories that are not provided initially.
- No alterations shall be made to this product.
- Failure to heed these markings may result in personal injury and/or property damage.

OPERATION

⚠ This product should **NEVER** be used to lift or lower a vehicle.

To Raise

1. Turn adjusting handle clockwise until saddle contacts load. Be sure to center load on saddle.
2. On Model BH5715, slight upward adjustment can be made to the saddle height by pressing downward on the foot pedal. This may or may not be necessary depending on the application. It is provided as a means of making temporary adjustments on load height without using your hands. This leaves your hands free to engage, handle and control the workpiece.

⚠ Do not lower overhead lift in order to accommodate the stand. Contact with the desired vehicle component shall only be done by means of the vertical adjustments provided on the stand.

To Lower

⚠ Make certain that all personnel are clear of the load before lowering. Watch and **control** the rate of descent of the load **at all times**.

To lower, simply turn adjusting handle counter-clockwise.

MAINTENANCE

Periodically inspect each stand. Ensure all parts move freely. Apply grease to fitting as needed. If rust appears, sand affected area and cover with suitable utility paint.

REPLACEMENT PARTS

Not all components of the stand are replacement items, but are illustrated as a convenient reference of location and position in the assembly sequence. When ordering parts, give model number, serial number and parts description. Call or write for current pricing: SFA Companies Inc. 10939 N. Pomona Ave. Kansas City, MO 64153, U.S.A. Tel: (816)891-6390 Fax: (816)891-6599 E-Mail: sales@blackhawk-automotive.com

Parts List: (see Fig. 1 & 2 for reference number.)

Ref.	Part# for BH5710	Part# for BH5715	Description
5	5602-00052-000		Bearing
6	5701-00006-000		Grease Nipple
7	T455-00001-000		Adjusting Handle
9	T455-00003-000		Saddle
10	T455-00002-000		Saddle Pad
-	N/A	T456-04000-000	Hardware Kit (includes #5, 6, 8, 12, 13, 14 & 15)

ONE YEAR LIMITED WARRANTY

For a period of one (1) year from date of purchase, SFA Companies will repair or replace, at its option, without charge, any of its products which fails due to a defect in material or workmanship under normal usage. This limited warranty is a consumer's exclusive remedy.

Performance of any obligation under this warranty may be obtained by returning the warranted product, freight prepaid, to SFA Companies Warranty Service Department, 10939 N. Pomona Ave., Kansas city, MO 64153. Except where such limitations and exclusions are specifically prohibited by applicable law.

(1) THE CONSUMER'S SOLE AND EXCLUSIVE REMEDY SHALL BE THE REPAIR OR REPLACEMENT OF DEFECTIVE PRODUCTS AS DESCRIBED ABOVE.

(2) SFA COMPANIES SHALL NOT BE LIABLE FOR ANY CONSEQUENTIAL OR INCIDENTAL DAMAGE OR LOSS WHATSOEVER.

(3) ANY IMPLIED WARRANTIES, INCLUDING WITHOUT LIMITATION THE IMPLIED WARRANTIES OF MERCHANTABILITY AND FITNESS FOR A PARTICULAR PURPOSE, SHALL BE LIMITED TO ONE YEAR, OTHERWISE THE REPAIR, REPLACEMENT OR REFUND AS PROVIDED UNDER THIS EXPRESS LIMITED WARRANTY IS THE EXCLUSIVE REMEDY OF THE CONSUMER, AND IS PROVIDED IN LIEU OF ALL OTHER WARRANTIES, EXPRESS OR IMPLIED.

(4) ANY MODIFICATION, ALTERATION, ABUSE, UNAUTHORIZED SERVICE OR ORNAMENTAL DESIGN VOIDS THIS WARRANTY AND IS NOT COVERED BY THIS WARRANTY.

Some states do not allow limitations on how long an implied warranty lasts, so the above limitation may not apply to you. Some states do not allow the exclusion or limitation of incidental or consequential damages, so the above limitation or exclusion may not apply to you. This warranty gives you specific legal rights, and you may also have other rights which vary from state to state.



SFA Companies
10939 N. Pomona Ave. Kansas City, MO 64153
816-891-6390
sales@blackhawk-automotive.com