

Operating Instructions & Parts Manual

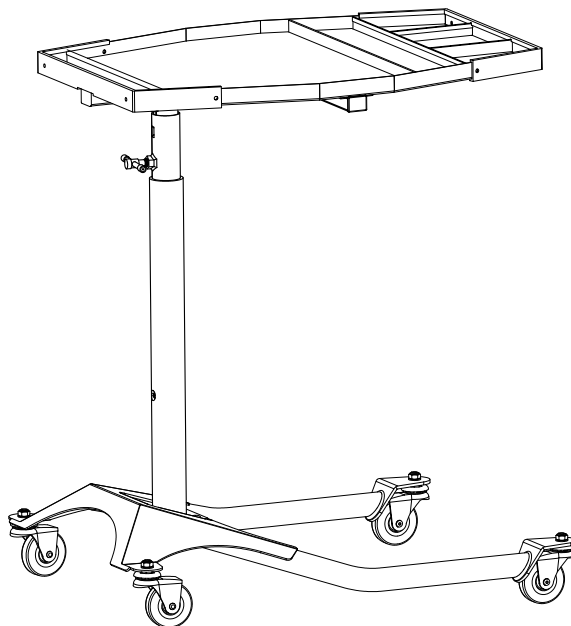
OMEGALIFT™

EQUIPMENT

Rolling Automotive Service Tray

Model Number
97531

Capacity
100 lbs



This is the safety alert symbol. It is used to alert you to potential personal injury hazards. Obey all safety messages that follow this symbol to avoid possible injury or death.

SFA Companies
<http://www.omegalift.com>

Read this manual and follow all the Safety Rules and Operating Instructions before using this product.

GENERAL INFORMATION

Save these instructions. For your safety, read, understand, and follow the information provided with and on this device before using. The owner and/or operator shall have an understanding of the device, its operating characteristics and safety operating instructions before operating the equipment.


PRODUCT DESCRIPTION

100 lb Rolling Automotive Service Tray used for storing and transporting hand tools or the like.

PREPARATION

Reference Assembly Instructions on page 3.

OPERATION

 **WARNING:** *Never exceed the load capacity. The result could cause damage to the unit and/or serious injury.*

SPECIFICATIONS

Model	Capacity	Base Size	Tray Size (LxWxH)	Min. Height (in)	Max. Height (in)	Support Tube	Base Clearance	Caster Size
97531	100 Lbs.	30.9" x 24.8"	29" x 20" x 1.1"	34.45	47.64	1.8" x .07"	2"	3"

WARNING

- *Study, understand, and follow all instructions before operating this device.*
- *Do not exceed rated capacity.*
- *Use only on hard, level surface capable of supporting the load.*
- *No alterations shall be made to this product.*
- *Failure to heed these markings may result in personal injury and/or property damage.*

ASSEMBLY INSTRUCTIONS

Attach (T) rear casters to (S) base frame with (P) flat washers and (O) lock nuts. Attach (T) front casters to (S) base frame with (U) flat washers and (O) lock nuts.

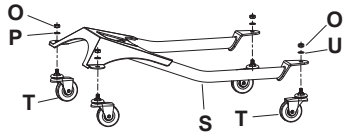


Figure 1 - Base Frame Assembly

Install (L) lower column to (S) base frame with (N) bolts, and fasten with (H) flat washers, (Q) spring washers, and (R) nuts. Install T-Handle (K).

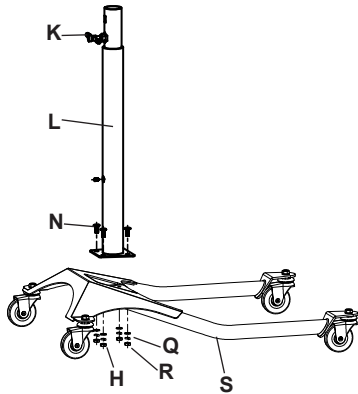


Figure 3 - Attaching Column to Base Frame

Attach (G) tray to (J) upper column with (H) flat washers and (I) bolts. Then insert upper column to lower column. Tighten (M) Flat head screw to prevent inadvertent separation of (J) upper column from (L) lower column.

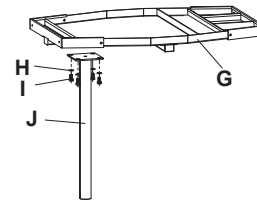


Figure 2 - Attaching Column to Tray

Use (K) T-handle to adjust height.

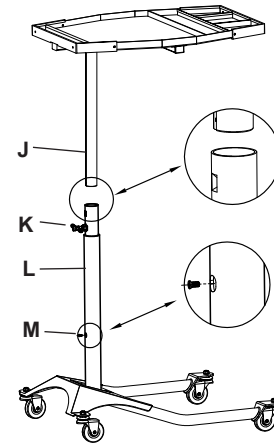


Figure 4 - Attaching Columns

ASSEMBLY REFERENCE

Ref.	Description	Qty.
A	Tool Tray Insert	1
B	Tool Tray Pad Insert	1
C	Tool Tray Pad Insert	1
D	Tool Tray Pad Insert	2
E	Tool Tray Pad Insert	1
F	Front Tool Divider	2
G	Tray	1
H	Washer	8
I	Bolts	4
J	Upper Upright Column	1
K	T-Handle	1
L	Lower Upright Column	1
M	Flat Head Screw	1
N	Socket Head Cap Screw	4
O	Lock Nut	4
P	Flat Washer	2
Q	Spring Washer	4
R	Nut	4
S	Base Frame	1
T	Caster	4
U	Flat Washer	2

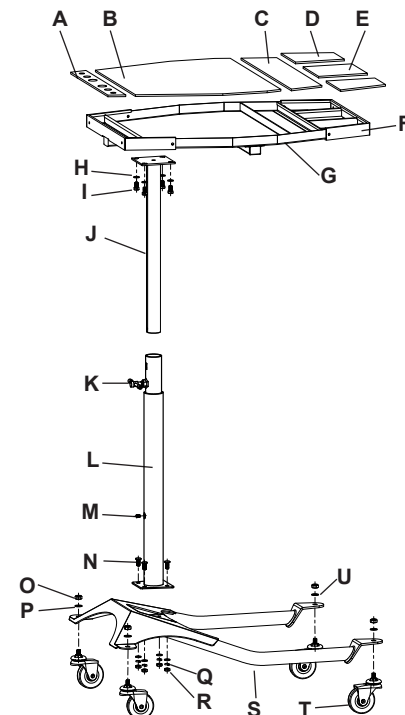


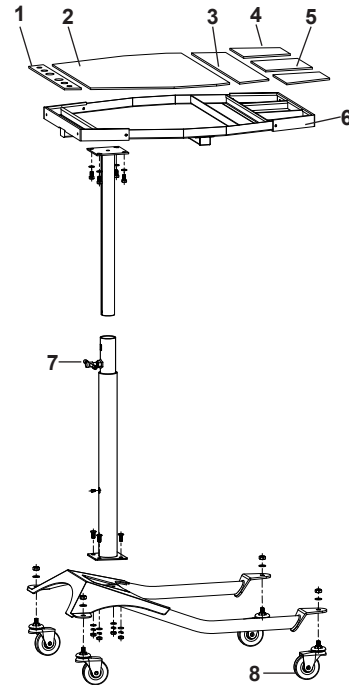
Figure 5 - Assembly Parts Breakdown

REPLACEMENT PARTS

Not all components of the Rolling Automotive Service Tray are replacement items, but are illustrated as a convenient reference of location and position in the assembly sequence. When ordering parts, give Model number, serial number and parts description. Call or write for current pricing: SFA Companies Inc. 10939 N. Pomona Ave. Kansas City, MO 64153, U.S.A. Tel:(888)332-6419 Fax:(816)891-6599 E-Mail:sales@omegalift.com
Omega Website: <http://www.omegalift.com>

Replacement Parts for Omega Lift 97531

#	Number	Description	Qty.
1	97531-1	Tool Tray Insert	1
2	97531-2	Tool Tray Pad Insert	1
3	97531-3	Tool Tray Pad Insert	1
4	97531-4	Tool Tray Pad Insert	2
5	97531-5	Tool Tray Pad Insert	1
6	97531-6	Front Tool Divider	2
7	97531-7	T-Handle	1
8	97531-8	Caster Assy.	4
--	97531-9	Hardware Kit	1



ONE YEAR LIMITED WARRANTY

For a period of one (1) year from date of purchase, **SFA Companies** will repair or replace, at its option, without charge, any of its products which fails due to a defect in material or workmanship under normal usage. This limited warranty is a consumer's exclusive remedy.

Performance of any obligation under this warranty may be obtained by returning the warranted product, freight prepaid, to **SFA Companies** Warranty Service Department, 10939 N. Pomona Ave., Kansas City, MO 64153.

Except where such limitations and exclusions are specifically prohibited by applicable law, (1) THE CONSUMER'S SOLE AND EXCLUSIVE REMEDY SHALL BE THE REPAIR OR REPLACEMENT OF DEFECTIVE PRODUCTS AS DESCRIBED ABOVE. (2) **SFA Companies** SHALL NOT BE LIABLE FOR ANY CONSEQUENTIAL OR INCIDENTAL DAMAGE OR LOSS WHATSOEVER. (3) ANY IMPLIED WARRANTIES, INCLUDING WITHOUT LIMITATION THE IMPLIED WARRANTIES OF MERCHANTABILITY AND FITNESS FOR A PARTICULAR PURPOSE, SHALL BE LIMITED TO ONE YEAR, OTHERWISE THE REPAIR, REPLACEMENT OR REFUND AS PROVIDED UNDER THIS EXPRESS LIMITED WARRANTY IS THE EXCLUSIVE REMEDY OF THE CONSUMER, AND IS PROVIDED IN LIEU OF ALL OTHER WARRANTIES, EXPRESS OR IMPLIED. (4) ANY MODIFICATION, ALTERATION, ABUSE, UNAUTHORIZED SERVICE OR ORNAMENTAL DESIGN VOIDS THIS WARRANTY AND IS NOT COVERED BY THIS WARRANTY.

Some states do not allow limitations on how long an implied warranty lasts, so the above limitation may not apply to you. Some states do not allow the exclusion or limitation of incidental or consequential damages, so the above limitation or exclusion may not apply to you. This warranty gives you specific legal rights, and you may also have other rights, which vary from state to state.

OMEGALIFT

SFA Companies ©2017
10939 N. Pomona Ave. Kansas City, MO 64153
888-332-6419
sales@omegalift.com